


Avery Dennison Medical Private Label Solutions

Easily optimize your portfolio



Medical




Quickly and easily expand your portfolio with our quality products

A broad range of private label wound and skin care products

Fill in gaps without the time and cost associated with new product development

Our private label products are designed, tested, and manufactured to meet the highest quality regulatory standards. Each product is available with the technical file to support your market registration and launch.



Give your sales team more opportunities to build business

WOUND CARE:


Advanced products designed to support healing for a variety of wound types

- A large selection of products—including hydrogels, barrier films, and dressings (e.g., polyurethane foam, silicone foam, and superabsorbents)—that help support and facilitate the wound healing process
- Developed with state-of-the-art technology and years of wound care expertise
- Manufactured in clean room facilities located in Ireland and Belgium

SKIN CARE:

Unique formulations designed to address a variety of skin conditions


- Including a moisturizer, incontinence care, skin cleanser, and skin barrier cream and film



Our private label products: We provide full files to support product registration

MDR compliance: Support for MDR required compliance is available in-house.

Silicone dressings



SilFoam dressings

DESCRIPTION

SilFoam is an adherent silicone foam dressing consisting of three layers: (1) adherent silicone layer that provides excellent bonding to the skin, (2) hydrophilic polyurethane foam with high absorption capacity and (3) transparent polyurethane film that acts as a bacterial and viral barrier.

INDICATIONS

Management of light to moderately exuding, partial to full thickness wounds, such as:

- pressure ulcers
- venous and arterial leg ulcers
- diabetic foot ulcers
- first and second degree burns

SilFoam may also be used as an aid for the prevention of skin breakdown.

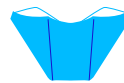
BENEFITS

- Excellent absorption
- Maintains moist wound environment
- Optimal moisture vapor transmission rate
- Edge-to-edge adhesive
- Up to 7 days wear time
- Painless on removal
- Moderate to high fluid handling capacity
- Cost-effective

SIZES

Available in a range of sizes, shapes and designs, including flat foam dressings and border dressings

- 5 x 5 cm (2 x 2 inches)
- 5 x 7 cm (2 x 3 inches)
- 10 x 10 cm (4 x 4 inches)
- 10 x 20 cm (4 x 8 inches)
- 15 x 15 cm (6 x 6 inches)
- 15 x 20 cm (6 x 8 inches)
- 20 x 20 cm (8 x 8 inches)



Silicone foam heel dressing

DESCRIPTION

Highly absorbent 6.5 mm polyurethane foam laminated with a perforated soft silicone adhesive wound contact surface. The polyurethane foam is vapor permeable, with a water, bacterial, and viral barrier outer polyurethane film layer.

INDICATIONS

Management of light to moderately exuding, partial to full thickness wounds, such as

- pressure ulcers
- venous and arterial leg ulcers
- diabetic foot ulcers
- first and second degree burns

SilFoam Heel may also be used as an aid for the prevention of skin breakdown.

BENEFITS

- Soft
- Conformable
- Up to 7 days wear time
- Stable adhesion to the skin
- Painless on removal
- Repositionable
- Maintains moist wound environment

SIZES

21.5 x 15.5 cm (8.5 x 6 inches)

Skin barrier film and cream



Skin barrier cream

DESCRIPTION

Highly concentrated protective cream

INDICATIONS

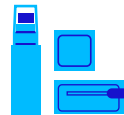
Supplied as a white cream and intended for use as a moisturizing barrier protectant for dry and irritated skin. When applied to intact or damaged skin the product forms a durable barrier that works as a protective shield between the skin and bodily wastes, fluids, adhesive products, and frictional forces. The product is designed to assist barrier resistance against irritation from body fluids and can be used in conjunction with medical adhesive tapes.

BENEFITS

- Will not impair adhesion of adhesive dressings or medical tapes
- Nonirritant
- pH balanced
- Ideal for everyday use
- Excellent breathability
- Cost-efficient

SIZES

2 g sachet
28 g tube
92 g tube



No-sting skin barrier film spray and swab

DESCRIPTION

Primary skin barrier that dries quickly to form a breathable layer of protection on the skin.

INDICATIONS

Designed to protect intact or damaged skin from body fluids, adhesives and friction in the areas of:

- incontinence skin care
- peri-stomal skin protection
- peri-wound skin protection
- adhesive trauma prevention

BENEFITS

- Sting-free, alcohol-free liquid
- Noncytotoxic
- Provides protection from tape trauma
- Waterproof
- Ideal for everyday use
- Excellent breathability
- 48- to 72-hour protection
- Cost-efficient

SIZES

1 mL swab applicator
3 mL swab applicator
28 mL spray bottle

Polyurethane foam



Polyurethane foam dressings

DESCRIPTION

Consist of two layers: (1) hydrophilic polyurethane foam with high absorption capacity and (2) transparent polyurethane film that acts as a bacterial and viral barrier while allowing optimal moisture vapor transmission. The polyurethane film is waterproof and backed with medical-grade adhesive.

INDICATIONS

Management of light to moderately exuding, partial to full thickness wounds, such as;

pressure ulcers, venous and arterial leg ulcers, diabetic foot ulcers, first and second degree burns, tracheostomy wounds, and surgical wounds.

Used as an aid for the prevention of skin breakdown.

BENEFITS

- Open cell structures provide excellent absorption
- Low friction film
- Maintains moist wound environment
- Cost-efficient

SIZES

Available in a range of sizes, shapes, and designs including:

Flat foam dressings:

- 7.5 x 7.5 cm (3 x 3 inches)
- 10 x 10 cm (4 x 4 inches)
- 10 x 20 cm (4 x 8 inches)
- 15 x 15 cm (6 x 6 inches)
- 15 x 20 cm (6 x 8 inches)
- 20 X 20 cm (8 x 8 inches)

Welded shaped dressings (heel and elbow):

- 15 x 20 cm (6 x 8 inches)
- 21.5 x 15.5 cm (8.5 x 6 inches)

Sacral dressings:

- 18 x 20 cm (7 x 8 inches)
- 20 x 20 cm (8 x 8 inches)

Polyurethane foam cavity dressing* is also available

For deep cavity wounds, sinuses, wound tunnels and where high levels of exudate are present



*Without polyurethane film layer

Silicone contact layer



InterSil silicone wound contact layer

DESCRIPTION

Porous, low-adherent, nonirritating, nonwoven fabric coated with a soft silicone adhesive; forms a protective barrier for granulation tissue to grow undisturbed by frequent changes of the outer absorbent dressing.

INDICATIONS

For use on a wide range of wounds including, skin grafts, donor sites, post operative wounds, skin tears, lacerations, stage 1–4 pressure ulcers, venous and arterial ulcers and second degree burns.

BENEFITS

- Translucent for wound inspection
- Can be left in place for up to one week allowing for longer undisturbed wound healing
- Perforated holes allows exudate to pass through to absorbent dressings
- Conforms excellently to the natural contour of the body making it comfortable to wear
- Does not leave any residue in wound bed
- Non irritating and latex free
- Minimizes trauma at dressing change
- Easy application and removal

SIZES


5 x 7 cm (2 x 3 inches)

8 x 10 cm (3 x 4 inches)

10 x 15 cm (4 x 7 inches)

20 x 30 cm (8 x 13 inches)

Thin Absorbent Skin Adhesive™ (TASA™)



Thin Absorbent Skin Adhesive (TASA)

DESCRIPTION

TASA technology combines the absorbency of hydrocolloid adhesives with the holding power, transparency, and thinness of acrylics. TASA dressings contain a smooth, low-friction polyurethane top film that remains clear even in the presence of moisture.

INDICATIONS

Management of light to moderately exuding wounds, including pressure ulcers, partial thickness wounds, minor wounds, protection of clean surgical incisions, skin graft donor sites, superficial skin wounds, and as a secondary dressing on full thickness wounds

BENEFITS

- Easy to apply
- Remains clear even as it absorbs fluid
- Enables complete site visualization
- Thin, flexible material
- Conforms to the wound bed
- Absorption comparable to hydrocolloid
- Atraumatic removal
- Fewer dressing changes

SIZES

- 5 x 5 cm (2 x 2 inches)
- 10 x 10 cm (4 x 4 inches)
- 15 x 15 cm (6 x 6 inches)
- 20 x 20 cm (8 x 8 inches)

TASA: the absorbency of a hydrocolloid combined with the holding power, transparency and thinness of an acrylic



Amorphous hydrogel and peristomal paste



Amorphous hydrogel

DESCRIPTION

Colorless, transparent viscous gel

INDICATIONS

Management of most types of ulcers and other low exuding sloughy or necrotic wounds. Hydrogel provides a moist environment at the wound surface, and assists in the debridement and removal of necrotic and other devitalized material from low exuding wounds. The hydrogel can be used to soften and hydrate necrotic tissue, helping to rehydrate dry granulating wounds.

Suitable for the treatment of first and second degree burns, and incontinence dermatitis.

BENEFITS

- Suitable for most types of ulcers, pressure sores and other low exuding sloughy or necrotic wounds
- It provides a moist environment at the wound surface
- Assists in the debridement and removal of necrotic and other devitalized material from low exuding wounds
- Can also be used to soften and hydrate necrotic tissue, helping to rehydrate dry granulating wounds

SIZES

8 g tube

15 g tube

Variety of applicator nozzles available



Peristomal paste

DESCRIPTION

Thick brown paste that is applied to the skin to fill in scar lines and skin crevices to allow the safe, secure fitting of an ostomy pouch

INDICATIONS

Used as a skin barrier paste for use with fistulas, urostomies, colostomies and ileostomies. It is used to fill irregularities on the skin surface that affect the ability to securely attach an ostomy appliance.

BENEFITS


Creates a flat surface for the stoma appliance to form a perfect seal with the skin, which in turn deters any leakages from occurring and causing skin irritation

- Firm setting
- Plugs crevices
- Creates a secure fitting of stoma appliance
- Dries on application
- Improves pouch fit
- Easy-squeeze tube
- Suits most skin types

SIZES

60 g tube

Adhesive remover and skin cleanser



Adhesive remover

DESCRIPTION

Uniquely formulated, alcohol free solution for the atraumatic and painless removal of medical adhesives and residues

INDICATIONS

For the safe and pain free removal of all medical adhesive devices and skin residues including:

- adhesive tapes
- wound dressings
- stoma pouches

Well suited for the removal of difficult residues which build up on the skin over time.

BENEFITS

- Removes adhesives and sticky residues
- Protective layers of skin are not stripped away by adhesive dressing removal
- Quicker dressing changes
- Contains skin conditioner
- No CFCs

SIZES

2 mL wipe
50 mL spray

FORMULAS

Available in both alkane and silicone (quick-dry) formulations



Skin cleanser

DESCRIPTION

A pH balanced cleanser that emulsifies dried urine and fecal matter for easy removal

INDICATIONS

For incontinence and general cleansing needs. It is designed to be gentle on raw or sensitive skin associated with incontinence, and can be used to clean stoma sites.

BENEFITS

- No-rinse formula
- Gentle and pH balanced
- Assists in odor control
- Paraben free

SIZES

235 mL spray
Available in spray, or foam trigger dispense modes

Honey and Hydrocolloid dressings



Honey-impregnated tulle dressings

DESCRIPTION

Composed of a knitted tulle fabric that is coated with medical-grade Manuka honey with nonadherent liners on either side for easy, nonsticky handling; delivers honey directly to the wound site while also allowing the passage of exudate.

INDICATIONS

Management of wounds such as leg ulcers, pressure ulcers, diabetic foot ulcers, first and second degree burns, surgical wounds, trauma wounds, and superficial wounds as minor abrasions, lacerations, cuts and scratches.

BENEFITS

- Nonadherent liners on either side for easy handling
- Dressings can be cut to size and shape
- Lightweight and heavyweight tulle deliver a broad coat weight of honey
- Gamma sterilized

SIZES

5 x 5 cm (2 x 2 inches)

10 x 10 cm (4 x 4 inches)

Also available as a single-use tube (15 g)

Additional sizes can be accommodated.



Hydrocolloid dressings

DESCRIPTION

Dressings for minor cuts/grazes, blisters and chronic wound care. Our family of hydrocolloid wound dressings leverages Avery Dennison's unique and proprietary next-generation adhesive formulations. Unlike traditional hydrocolloids, these materials remain highly integrated to cleanly remove from the wound bed and the periwound skin.

INDICATIONS

Management of light to moderately exuding, partial to full thickness wounds, including stages 1 and 2 pressure ulcers, diabetic foot ulcers, first and second degree burns, and traumatic wounds

BENEFITS

- Odorless adhesive
- Efficient moisture management
- Designed for patient comfort
- Facilitates autolytic debridement
- Patented formulation incorporates cyclodextrins, which have been shown to entrap and absorb offending odor molecules (Bordered Hydrocolloid)

SIZES

Standard Hydrocolloid:

5 x 5 cm (2 x 2 inches)

10 x 10 cm (4 x 4 inches)

15 x 15 cm (6 x 6 inches)

20 x 20 cm (8 x 8 inches)

Bordered Hydrocolloid:

5 x 5 cm (2 x 2 inches)

10 x 10 cm (4 x 4 inches)

15 x 15 cm (6 x 6 inches)

20 x 20 cm (8 x 8 inches)

8.5 x 10 cm (3 x 4 inches)

Tracheostomy dressing



Trachea foam dressing

DESCRIPTION

Sterile, hydrophilic foam dressing with a circular aperture designed to fit neatly around a tracheostomy tube or other drain or stoma; polyurethane foam wound contact surface has high absorption capacity and a vapor permeable, water- and bacteria-resistant polyurethane film outer layer.

INDICATIONS

Protection and exudate absorption for tracheostomy tubes and drainage sites

BENEFITS

- Nonadherent for painless dressing change
- Low to moderate fluid handling capacity
- Helps maintain moist wound healing environment
- Cost-efficient

SIZES

10 x 10 cm (4 x 4 inches)

Other sizes and shapes possible

Avery Dennison Medical Private Label Solutions

Quickly and easily expand your portfolio with a wide range of high-quality private label products

Advanced wound care solutions designed to help speed up healing for a variety of wounds

Skin care products with unique formulations designed to address a wide variety of patient skin management concerns



At Avery Dennison Medical, materials science is our specialty and patient care is our passion. For more than 40 years, we've been innovating adhesive materials and helping advance the possibilities of medical applications. An ideal partner for medical device manufacturers, we offer customized solutions, innovative component parts, and private label products, along with the expertise to take your ideas from concept to completion.

It's how we are making a material difference in patients' lives.

TO LEARN MORE, CONTACT US:



Ireland: +353 43 3349586

Belgium: +32 14 40 48 11 **US:** +1 440 534 2600



email medical@averydennison.com



website www.medical.averydennison.com

©2020, Avery Dennison Corporation. Avery Dennison and the triangle logo are registered trademarks of Avery Dennison Corporation. All rights reserved.

GBL-MKT-000088-B



Medical