


FACE SHIELD

Disposable Plastic Face Shield

58411

MTR-PKG-000149-A

COVID-19 Countermeasures



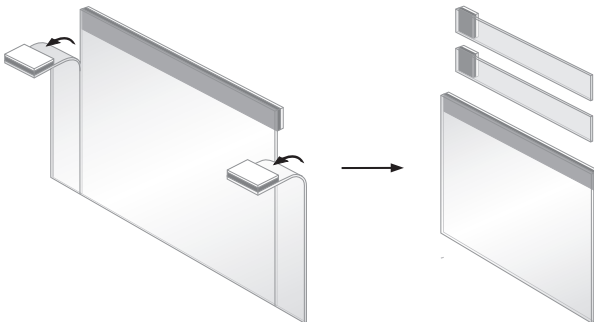
Intended Use of Face Shield: a device used to protect the user's eyes and face from bodily fluids, liquid splashes, or potentially infectious materials

Description:


Face Shield is a protective clear anti-fog coated polyester plastic sheet that can be used two different ways. Its innovative design allows the user to wear it using the easy to assemble, integrated adjustable plastic headband, or the shield can be applied directly to the forehead or an article of clothing using the skin-friendly, gentle and repositionable adhesive tape strip. The face shield is designed with user comfort in mind and accommodates the wearing of face masks or respirators. Face shield is disposable according to facility protocols.

Instructions for Use:

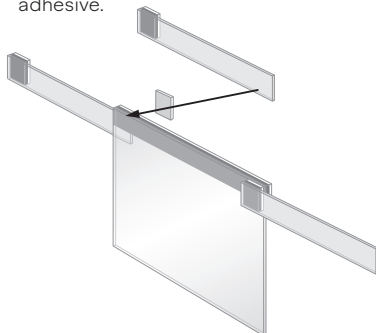
1. Remove the bands on both sides of the shield by tearing along the perforations.



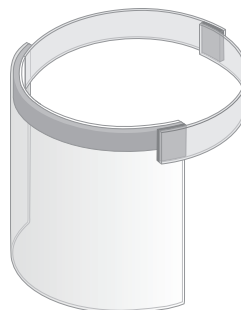
2. Remove the liner from the band marked "Tab 1" and apply the adhesive to the front of the shield (the side without tape on it) at the upper-right corner.



3. Remove the liner marked "Tab 2" on the back of the shield and apply the film side of the other band to the exposed adhesive.



4. Remove the liner marked "Tab 3" from the band and apply to the other band to fit comfortably around the head.



5. To use the shield without the headband, remove the main liner and apply the adhesive directly.



To use the perforated headband included in the shield:

1. Remove the bands on both sides of the shield by tearing along the perforations.
2. Remove the liner from the band marked “Tab 1” and apply the adhesive to the front of the shield (the side without tape on it) at the upper-right corner.
3. Remove the liner on the back of the shield marked “Tab 2” and apply the film side of the other band to the exposed adhesive.
4. Remove the liner marked “Tab 3” from the band and apply to the other band to fit comfortably around the head.

To use the skin-contact tape to apply directly to the skin:

1. To use the shield without the headband, remove the main liner and apply the adhesive directly to the skin.

Removal:

Using headband:

1. Lift shield and headband from users head.
2. Dispose of the used shield according to facility protocols.

Applied to face using skin-contact tape:

1. To remove the shield, if it is adhered to the skin, gently lift one end of the skin contact tape and slowly peel away.
2. Dispose of the used shield according to facility protocols.

Note: If the shield is not easily removed, moisten or soak the skin-contact tape with saline, or equivalent, to assist with removal.

Human Contact Materials:

- Medical grade 4 mil PET film
- Gentle acrylic pressure-sensitive adhesive (MED 5733)
- Siliconized paper liner

Warnings:

Face Shield does not contain any flammable materials.

Site Care:

Face Shield should be changed every use. Face Shield is not for reuse.

Questions/ Assistance:

Contact Avery Dennison Medical Customer Service at 1.440.534.2600 or medical.solutions@averydennison.com

Manufactured by:

Avery Dennison Medical
7100 Lindsay Drive
Mentor, OH, 44060, USA

Country of Origin: USA

All rights reserved. Avery Dennison and Avery Dennison Medical are trademarks of Avery Dennison Corporation.